



SETHU INSTITUTE OF TECHNOLOGY

AN AUTONOMOUS INSTITUTION | ACCREDITED WITH 'A' GRADE BY NAAC

Approved by AICTE, New Delhi & Permanently Affiliated to Anna University, Chennai

Recognized by UGC Under Section 2(f) & 12(B) of UGC Act, 1956

Approved Research Centres for MECH, CSE, ECE, EEE, CIVIL & PHYSICS by Anna University, Chennai

B.E.MECH, B.E. CSE, B.E. ECE, B.E. EEE, & B.Tech. IT are Accredited by

NBA, New Delhi Under Tier-I (Washington Accord)

Pulloor - 626 115. Kariapatti Taluk, Virudhunagar District, Tamilnadu, India.

Phone : 04566 - 229706 Mobile : 99433 67007

Website : www.sethu.ac.in Email : Principal@sethu.ac.in

CRITERION 4 - INFRASTRUCTURE AND LEARNING RESOURCES

4.1.4 Average percentage of expenditure for infrastructure augmentation excluding salary during the last five years (INR in Lakhs)

4.1.4.1: Expenditure for infrastructure augmentation, excluding salary year wise during last five years (INR in lakhs)


Year	2021-2022	2020-2021	2019-2020	2018-2019	2017-2018
INR in Lakhs	191.18	1132.06	969.16	1125.62	1836.63

Expenditure for Infrastructure augmentation (INR in Lakhs)

Year	Budget allocated for infrastructure augmentation	Actual Expenditure for infrastructure augmentation	Total Expenditure for infrastructure augmentation	Percentage Per Year	Average percentage $\frac{\sum \text{Percentage per year}}{5}$
2021-2022	1660	191.18	1248.39	15.31	39.29%
2020-2021	1268	1132.06	2256.99	50.15	
2019-2020	1225	969.16	2534.19	38.24	
2018-2019	1415	1125.62	2793.71	40.29	
2017-2018	1665	1836.63	3503.40	52.42	

The above said expenses have been extracted from the Balance sheets or income & expenditure statements of the institute. The same have been attached as proof and relevant account heads have been highlighted. The particular account head may include other expenses of the same nature.


Chartered Accountant




Principal

Dr. A. Senthil Kumar
PRINCIPAL
SETHU INSTITUTE OF TECHNOLOGY
Pulloor, Kariapatti - 626 115
Virudhunagar District

Expenditure for infrastructure augmentation (2021-2022)

Budget allocated for infrastructure augmentation (2021-2022)


Description	2021-22(INR in Lakhs)
Acquisition of Land,New Buildings, Infrastructural built-up	1200
College Equipment	50
Furniture & Fixture	10
New Vehicle	400
Total	1660.0

Actual Expenditure for infrastructure augmentation(2021-2022)


Expenses	2021-22(INR in Lakhs)
Land Expenses, New Building Expenses	175.77
New Equipment Expenses	13.77
New furniture	0.66
New Transport	0.98
Total	191.18251

$$\text{Percentage per year} = \frac{\text{Expenditure for infrastructure augmentation excluding salary}}{\text{Total expenditure excluding salary}} \times 100$$

Percentage Per year (2021-22) = 191.18/ 1248.39 = 15.31 %


Chartered Accountant




Principal

Dr. A. Senthil Kumar
PRINCIPAL
SETHU INSTITUTE OF TECHNOLOGY
Pulloor, Kariapatti - 626 115
Virudhunagar District

Expenditure for infrastructure augmentation (2020-2021)

Budget allocated for infrastructure augmentation (2020-2021)

Description	2020-21(INR in Lakhs)
Acquisition of Land,New Buildings, Infrastructural built-up	1200.0
College Equipment	48.0
Furniture & Fixture	10.0
New Vehicle	10.0
Total	1268.0

Actual Expenditure for infrastructure augmentation(2020-2021)

Expenses	2020-21(INR in Lakhs)
Land Expenses, New Building Expenses	1052.91
New Equipment Expenses	25.80
New furniture	2.34
Assets Acquired out of Capital grant equipment	1.00
Total	1132.06

$$\text{Percentage per year} = \frac{\text{Expenditure for infrastructure augmentation excluding salary}}{\text{Total expenditure excluding salary}} \times 100$$

$$\text{Percentage Per year (2020-21)} = 1132.06 / 2256.99 = \underline{50.15 \%}$$


Chartered Accountant




Principal

Dr. A. Senthil Kumar
PRINCIPAL
SETHU INSTITUTE OF TECHNOLOGY
Pulloor, Kariapatti - 626 115
Virudhunagar District

Expenditure for infrastructure augmentation (2019-2020)

Budget allocated for infrastructure augmentation (2019-2020)


Description	2019-20(INR in Lakhs)
Acquisition of Land,New Buildings, Infrastructural built-up	1000.0
College Equipment	175.0
Furniture & Fixture	25.0
New Vehicle	25.0
Total	1225.0

Actual Expenditure for infrastructure augmentation(2019-2020)

Expenses	2019-20(INR in Lakhs)
New Building Expenses	717.09
New Equipment Expenses	182.27
New furniture	7.15
New Transport	6.37
Assets Acquired out of Capital grant equipment	56.26
Total	969.16738

$$\text{Percentage per year} = \frac{\text{Expenditure for infrastructure augmentation excluding salary}}{\text{Total expenditure excluding salary}} \times 100$$

$$\text{Percentage Per year (2019-20)} = 969.16 / 2534.19 = \underline{38.24 \%}$$


Chartered Accountant




Principal

Dr. A. Senthil Kumar
PRINCIPAL
SETHU INSTITUTE OF TECHNOLOGY
Pulloor, Kariapatti - 626 115
Virudhunagar District

Expenditure for infrastructure augmentation (2018-2019)

Budget allocated for infrastructure augmentation (2018-2019)

Description	2018-19(INR in Lakhs)
Acquisition of Land,New Buildings, Infrastructural built-up	1200.0
College Equipment	140.0
Furniture & Fixture	50.0
New Vehicle	25.0
Total	1415.0


Actual Expenditure for infrastructure augmentation(2018-2019)

Expenses	2018-19(INR in Lakhs)
New Building Expenses	990.32
New Equipment Expenses	113.19
New furniture	8.19
New Transport	11.02
Assets Acquired out of Capital grant equipment	2.88
Total	1125.62

$$\text{Percentage per year} = \frac{\text{Expenditure for infrastructure augmentation excluding salary}}{\text{Total expenditure excluding salary}} \times 100$$

$$\text{Percentage Per year (2018-19)} = 1125.62 / 2793.71 = \underline{40.29 \%}$$


Chartered Accountant




Principal

Dr. A. Senthil Kumar
PRINCIPAL
SETHU INSTITUTE OF TECHNOLOGY
Pulloor, Kariapatti - 626 115
Virudhunagar District

Expenditure for infrastructure augmentation (2017-2018)

Budget allocated for infrastructure augmentation (2017-2018)

Description	2017-18 (INR in Lakhs)
Acquisition of Land, New Buildings, Infrastructural built-up	1400.0
College Equipment	140.0
Furniture & Fixture	25.0
New Vehicle	100.0
Total	1665.0

Actual Expenditure for infrastructure augmentation(2017-2018)

Expenses	2017-18 (INR in Lakhs)
New Building Expenses	1384.23
New Equipment Expenses	278.53
New furniture	92.19
New Transport	53.95
Assets Acquired out of Capital grant equipment	27.71
Total	1836.63

$$\text{Percentage per year} = \frac{\text{Expenditure for infrastructure augmentation excluding salary}}{\text{Total expenditure excluding salary}} \times 100$$

$$\text{Percentage Per year (2017-18)} = 1836.63 / 3503.40 = \underline{52.42 \%}$$


Chartered Accountant




Principal

Dr. A. Senthil Kumar
PRINCIPAL
SETHU INSTITUTE OF TECHNOLOGY
Pulloor, Kariapatti - 626 115
Virudhunagar District